

Estd. 1975

Indira Gandhi National College Ladwa - Kurukshetra (Haryana)

Phone No. 01744260334

e-mail ID: igncollege@gmail.com



ACADEMIC AUDIT

Session 2019-20

[Date: 14 August, 2021]

AUDIT TEAM

S. No	Name	Designation
1	Dr. Rajinder Singh	Principal Sanatan Dharma College, Ambala Cantt.
2	Dr. Ashok Choudhary	Principal Markanda National College, Shahabad (M)
3	Prof. Tajinder Sharma	Chairperson Commerce Department Kurukshetra University, Kurukshetra



Profile of the Institution

1. Basic Information

Name and Address of the College: I.G.N. College, Ladwa Mustafabad Road Village DHANORA			
Name :	IGN College, Ladwa		
Address :	Mustafabad Road Village DHANORA		
City :	Ladwa	Pin : 136132	State : Haryana
Website :	www.igncollege.ac.in		

2. For Communication:

Designation	Name	Telephone with STD code	Mobile	Email
Principal	Dr. Hari Parkash Sharma	01744260114	9416252351	hpsharma@live.in
Vice-Principal	Dr. Ravish Kumar Chauhan	01744260114	9466070477	ravishynr@gmail.com
IQAC Co-ordinator	Dr. Sandeep Bansal	01744260114	9896000133	profsandeepbansal@gmail.com

3. Status of the Institution:

- Affiliated College
Constituent College
Any other (specify)

4. Type of Institution:

a. By Gender

- i. For Men
ii. For Women
iii. Co-education

b. By Shift

- i. Regular
ii. Day
iii. Evening

5. It is a recognized minority institution?

- Yes No

6. Sources of funding: Grant-in-aid



7. a. Date of establishment of the college: 11/07/1975 (dd/mm/yyyy)
 b. University to which the college is affiliated /or which governs the college (If it is a constituent college)

Kurukshetra University, Kurukshetra

c. Details of UGC recognition:

Under Section	Date, Month & Year (dd-mm-yyyy)	Remarks(If any)
i. 2 (f)	04-02-1977	
ii. 12 (B)	04-02-1977	

(Enclose the Certificate of recognition u/s 2 (f) and 12 (B) of the UGC Act)

d. Details of recognition/approval by statutory/regulatory bodies like AICTE, NCTE, MCI, DCI, PCI, RCI etc (other than UGC).

Statutory Regulatory Authority	Recognition/Approval details Institution/Department Programme	Day, Month and Year (dd-mm-yy)	Validity	Remarks
I	NA			
Ii	NA			
Iii	NA			

(Enclose the recognition/approval letter)

8. Does the affiliating university Act provide for conferment of autonomy (as recognized by the UGC), on its affiliated colleges?

Yes No

If yes, has the College applied for availing the autonomous status?

Yes No



9. Is the college recognized

a. by UGC as a College with Potential for Excellence (CPE)?

Yes No

If yes, date of recognition: (dd/mm/yyyy)

b. For its performance by any other governmental agency?

Yes No

If yes, Name of the agency and

Date of recognition: (dd/mm/yyyy)

10. Location of the campus and area in

sq.mts: Location *	Rural
Campus area in sq. mts.	84987
Built up area in sq. mts.	12000

(* Urban, Semi-urban, Rural, Tribal, Hilly Area, Any others specify)

11. Details of programmes offered by the college (Give data for current academic year)

(2019-20)

Sr. No.	Programme Level	Name of Programme/ Course	Duration	Entry Qualification	Medium of Instruction	Sanctioned/ Approved Strength	No. of Students Admitted
1	Under-Graduate	B.A.	3 years	10+2	Hindi	400	303
2	Under-Graduate	B.Com.	3 years	10+2	Hindi & English	140	78+28 = 106
3	Under-Graduate	B.Sc.	3 years	10+2	English	145	38+13 = 51
4	Under-Graduate	B.C.A.	3 years	10+2	English	40	0
5	Post-Graduate	M.A. English	2 years	UG	English	40	0
6	Post-Graduate	B.Lib. & Info. Sc.	1 years	UG	English	25	0



12. Please fill in the following details if applicable:

Number of programs	Self-financed programmes offered	New Programmes introduced during the last five years
	B.C.A., B.Lib & Info. Science, M.A. English =3	No

13. List the departments: (respond if applicable only and do not list facilities like Library, Physical Education as departments, unless they are also offering academic degree awarding programmes. Similarly, do not list the departments offering common compulsory subjects for all the programmes like English, regional languages etc.)

Faculty	Departments (e.g. Physics, Botany, History)	UG	PG	Research
Science	Physics, Chemistry, Mathematics, Computer Science, Botany & Zoology	6		
Arts	Sanskrit, Punjabi, History, Political Science, Economics, Home Science, Health & Physical Education, Mathematics, Computer Science	10		
Commerce	Commerce	01		
M.A. English	English		01	
B. Lib & information Science	B. Lib & information Science		01	

14. Number of teaching and non-teaching positions in the Institution

Position		Teaching Faculty						Non-teaching Staff		Technical Staff	
		Professor		Associate Professor		Assistant Professor		M*	F*	M*	F*
		M*	F*	M*	F*	M*	F*				
Sanctioned by the UGC / University / State Government	Recruited	1	-	7	2	8	8	12	01	-	-
	Yet to recruit										
Sanctioned by the Management / Society or other authorized bodies	Recruited							03			
	Yet to recruit										

*M-Male *F-Female

15. Qualifications of the teaching staff:

Highest qualification	Professor		Associate Professor		Assistant Professor		Total
	Male	Female	Male	Female	Male	Female	
Permanent teachers							
Ph.D	1	-	7	2	8	5	23
M.Phil	-	-	-	-	-	2	2
PG	-	-	-	-	-	1	1
Temporary teachers							
Ph.D	-	-	-	-	-	-	-
M.Phil	-	-	-	-	-	-	-
PG	-	-	-	-	-	-	-
Part time teachers							
Ph.D	-	-	-	-	-	-	-
M.Phil	-	-	-	-	-	-	-
PG							

16. Number of Visiting Faculty /Guest Faculty engaged with the College. - 04

17. Furnish the number of the students admitted to the college during the last four academic years.

Categories	2015-16		2016-17		2017-18		2018-19	
	Male	Female	Male	Female	Male	Female	Male	Female
SC	90	54	89	91	118	126	123	151
ST	0	0	0	0	0	0	0	0
OBC	243	260	257	281	228	262	122	151
General	327	226	294	234	217	213	261	242
Others (Physical Handicapped)	0	1	2	1	2	1	0	0
Total	660	541	642	607	565	602	506	544
Gross Total Admission	1201		1249		1167		1050	



18. Details on students enrollment in the college during the current academic year:

Type of students	UG	PG	Total
Students from the same state where the college is located			
Students from other states of India	0	0	0
NRI students	0	0	0
Foreign students	0	0	0
Total			

19. Please fill in the following details if applicable:

Unit Cost of Education	Including Salary Component	Excluding Salary Component
65526.04597	64149999/-	4765630/-

** (Unit cost = total annual recurring expenditure (actual) divided by total number of students enrolled)*

20. Date of accreditation* (applicable for Cycle 2, Cycle 3, Cycle 4 and re-assessment only)

Cycle 1: 21/ 03/2003

Accreditation Outcome/Result **Grade "B"**

21. Date of establishment of Internal Quality Assurance Cell

(IQAC) 10/07/2004

22. Details regarding submission of Annual Quality Assurance Reports (AQAR) to NAAC

- AQAR (i) of Session 2015-16 on 07/07/2018
- AQAR (ii) of Session 2016-17 on 07/07/2018
- AQAR (iii) of Session 2017-18 on 07/07/2018
- AQAR (iv) of Session 2018-19 on 19/10/2020




	Options 1. All of the above 2. Any 3 of the above 3. Any 2 of the above 4. Any 1 of the above 5. None of the above		
--	--	--	--

Key Indicator- 1.2 Academic Flexibility (30)


Metric No.		Observations	Recommendations
1.2.1. Q _n M	Percentage of Programmes in which Choice Based Credit System (CBCS)/ elective course system has been implemented	66.67 %(B.A. & B.Sc.) (University authority)	---
1.2.2.	Number of Add on / Certificate programs offered during the audit period	One: Computer Awareness	More skill enhancement courses should be introduced
1.2.3. Q _n M	Average percentage of students enrolled in Add-on/Certificate programs as against the total number of students during the audit period	34.7%	A large number of students should be involved

Key Indicator- 1.3 Curriculum Enrichment (30)

Metric No.		Observations	Recommendations
1.3.1. Q _i M	Institution integrates crosscutting issues relevant to Professional Ethics, Gender, Human Values, Environment and Sustainability into the Curriculum 	Seminars, Rallies and Workshops on Energy Conservation Swachhhta Abhian Celebration of Earth Day, World Environment Day and Van Mahotvasva etc. Gender Sensitization activities like: Declamation contests, Essay Writing Competitions, Self-Defence training Workshops and Legal awareness Programs etc. Celebration of Birth Anniversaries of freedom fighters and other great personalities.	A lot of outreach activities should be organized
1.3.2. Q _n M	Average percentage of courses that include experiential learning through project work/field work/internship during audit period	11% (University Authority)	---

1.3.3. Q _n M	<i>Percentage of students undertaking project work/field work / internship (Data for the latest completed academic year)</i>	Due to Pandemic Covid-19, field work/ Project work could not be conducted	Improvement required
----------------------------	--	---	----------------------

Key Indicator- 1.4 Feedback System (20)

Metric No.		Observations	Recommendations
1.4.1. Q _n M	<i>Institution obtains feedback on the syllabus and its transaction at the institution from the following stakeholders</i> 1) Students 2) Teachers 3) Employers 4) Alumni Options: A. All of the above B. Any 3 of the above C. Any 2 of the above D. Any 1 of the above E. None of the above	Option B (Any three stakeholders)	Feedback from Employer is also required
1.4.2 Q _n M	<i>Feedback process of the Institution may be classified as follows:</i> Options: A. Feedback collected, analyzed and action taken and feedback available on website B. Feedback collected, analysed and action has been taken C. Feedback collected and analysed D. Feedback collected E. Feedback not collected	Option A (Feedback collected, analysed and action taken and feedback available on website) https://www.igncollege.ac.in/files/feedback/Curriculum-Feedback-Action-Taken-Report-2019-20.pdf 	Very Good

Criteria 2- Teaching- Learning and Evaluation (350)
Key Indicator- 2.1 Student Enrolment and Profile (40)

Metric No.		Observations	Recommendations
2.1.1. Q _n M	<i>Average Enrolment percentage (Average of audit period)</i>	Total Number of students admitted = 460 Total Number of sanctioned seats =785 Percentage 58.59	Improvise the ratio
2.1.2. Q _n M	<i>Average percentage of seats filled against seats reserved for various categories (SC, ST, OBC, Divyangjan, etc. as per applicable reservation policy) during the audit period (exclusive of supernumerary seats)</i> 2.1.2.1. Number of actual students admitted from the reserved categories year wise during last five years	Total Number of students admitted from reserved categories = 267 Total Number of sanctioned seats for reserved categories = 400 Percentage 66.75	Upto the Mark

Key Indicator- 2.2. Catering to Student Diversity (50)

Metric No.		Observations	Recommendations
2.2.1. Q _i M	<i>The institution assesses the learning levels of the students and organizes special Programmes for advanced learners and slow learners</i>	The college is located in rural area and majority of the students are from rural background and also represent the middle or lower middle class social environment. Teachers before beginning their main course identify slow learners and advance learners among these students on the basis of their score in exams, creativity, knowledge about course and viva-voce. A record of the slower learners and advance learners is kept by the concerned department. To make pace with the advance learners, teachers conduct remedial classes during their free period and provide study material and help books to the slow learners. For Slow learner the tutorials are organized to ensure one to one interaction between the tutor and the taught. Innovative teaching strategies are adopted by the teachers, so that slow learners can make better progress. Mentors have given special attention on the academic performance of the slow learners. The advanced learners	Good




		are encouraged to visit the library and consult the latest Journals, advanced reference material and online tutorials. They are also motivated to participate in quiz, symposiums, poster presentation, exhibitions, inter college competitions and cultural activities.	
2.2.2. Q ₀ M	<i>Student- Full time teacher ratio (Data for the latest completed academic year)</i>	Total Number of students enrolled in the institution = 979 Total number of full time teachers in the institution = 31(27 regular & 4 part-time/adhoc/contract) Student: Teacher 1:32	Excellent

Key Indicator- 2.3. Teaching- Learning Process (50)

Metric No.		Observations	Recommendations
2.3.1. Q ₁ M	<i>Student centric methods, such as experiential learning, participative learning and problem solving methodologies are used for enhancing learning experiences</i>	<p>The main method of teaching is 'lecture method' where students and teachers directly interact with each other. Topics difficult for understanding are repeated, the teacher clarifies the doubts immediately. Towards the end of each lecture, interaction/question answer session is held with the students to get their feedback. Viva-voce is conducted while signing the practical files of the students.</p> <p>The lecture method of teaching is supplemented with the following learner-centered teaching methods: Assignments, presentation, seminars, surprise tests, quiz in the classes, paper reading contests, practicals etc. are conducted regularly. Guest lectures are arranged by various departments and associations/ societies. Excursions and educational tours are undertaken for the students, where students get field experience and freedom to interact with the teachers.</p> <p>Syllabus & Question paper pattern is discussed with the students.</p> <p>The students are encouraged to prepare models, charts & Maps.</p> <p>Group discussions are organized in the classroom to enhance interpersonal and communication skills.</p>	Very Good



		<ul style="list-style-type: none"> • Extension lectures, workshops and seminars are organized. • Students are allowed to participate in various literary programmes such as essay writing competition, quiz contests, seminars, Speech competition and workshops, science exhibitions organized by other colleges. This gives them an opportunity to interact with the students of other colleges. • Various types of cultural programmes and competitions like debates, Declamation, news-reading competitions are arranged so that the students become more confident. • Medical students are taken on trips for plant collection & National Park/Zoo/ Fish farms and they get an opportunity to observe the diversity of flora and fauna in nature similarly the students were gone to see the Archaeological site & monuments along with the teachers. • Our students are given opportunities to participate in Science Exhibitions organized in the college campus, at district level as well as at the State Level. 	
<p>2.3.2. Q_iM</p>	<p><i>Teachers use ICT enabled tools for effective teaching-learning process.</i></p> 	<ul style="list-style-type: none"> • Power point presentation and transparencies are used by the teachers for teaching purpose. This helps in teaching the subject effectively and also saves time. • CDs/DVDs also help in effective teaching particularly languages and science subjects. • B.A.III English students are shown movies pertaining to their syllabus. • B.A. History students are shown documentary movies related to their syllabus. • During Covid pandemic period, the faculty members send the study material to the students on WhatsApp groups. Some teachers send their own YouTube lectures and PPTs to the students. 	<p>Very Good</p>


2.3.3. Q _n M	<i>Ratio of mentor to students for academic and other related issues (Data for the latest completed academic year)</i>	Number of mentors-26 Number of students assigned to each Mentor-38	Good
----------------------------	--	---	------

Key Indicator- 2.4 Teacher Profile and Quality (60)

Metric No.		Observations	Recommendations
2.4.1. Q _n M	<i>Average percentage of full time teachers against sanctioned posts during the last five years</i>	Number of full-time teachers= 27 Number of sanctioned posts= 31 Percentage 87.09	Good
2.4.2. Q _n M	<i>Average percentage of full time teachers with Ph. D. / D.M. / M.Ch. / D.N.B Superspeciality / D.Sc. / D.Litt. during the last five years (consider only highest degree for count)</i> 2.4.2.1. Number of full time teachers with Ph. D. / D.M. / M.Ch. / D.N.B Superspeciality / D.Sc. / D.Litt. year wise during the last five years	Total Number of full-time teachers with Ph.D. = 24 Total Number of full-time teachers = 31(27 regular & 4 part-time/ad-hoc/contract) Percentage 77.41	Very Good
2.4.3. Q _n M	<i>Average teaching experience of full time teachers in the same institution (Data for the latest completed academic year in number of years)</i>	Total experience of full-time teachers 330 Years (excluding part-time /ad-hoc/ contract teachers) Average 12.2	Good



Key Indicator- 2.5. Evaluation Process and Reforms (30)

Metric No.		Observations	Recommendations
2.5.1. Q ₁ M	<i>Mechanism of internal assessment is transparent and robust in terms of frequency and mode</i>	<ul style="list-style-type: none"> ➤ For each course, the respective teachers follow the pattern & guidelines issued by Kurukshetra University, Kurukshetra. One class test and two home assignments in each subject are assigned to the students every semester. The college takes an internal assessment of 20 percent marks in every subject. The criterion followed for internal assessment is given below: <ul style="list-style-type: none"> ➤ Two handwritten Assignments : 50% ➤ One Class Test : 25% ➤ Attendance : 25% • The internal assessment mark lists are displayed on the notice boards. • The subject teacher briefs the students in the classroom about their attendance and performance in the internal examinations. • Records of marks, obtained by students in internal examinations, are properly maintained in the examination branch of college. • Students are free to interact with the teacher to resolve assessment related grievances (if any). 	Good
2.5.2. Q ₁ M	<i>Mechanism to deal with internal/external examination related grievances is transparent, time- bound and efficient</i> 	<p>The institution has a transparent, time bound and efficient mechanism for examination related grievance redressal. All most of the internal examination related queries are sort out by the Examination Committee and Heads of departments except the extreme cases where the intervention of the Head of the Institution is necessary.</p> <p>Any discrepancy in question pattern or marks award is addressed by the Examination committee when it is brought to its notice.</p> <p>As the faculty members have a good rapport with the students, the students do</p>	Very Good

not hesitate in approaching their teachers or examination-related grievances.

The combined final list of internal examination marks is prepared by the college examination branch.

Internal assessment results are communicated to the students. They are free to voice their grievances (if any) to their subject teacher and also to the Head of the Institution. To resolve their grievances promptly, effective remedial measures are taken by the examination branch.

The assessed internal test papers are shown to the students for self-assessment.

The following steps are taken to resolve the grievances related to internal assessment are raised by the students after the declaration of final result by the university:

Firstly examination branch verifies the marks of the concerned student in college record with the marks on his/her Detailed Marks Certificate (DMC) by the university.

The request or rectification of result is made by the Principal to the university.

University takes necessary action, on the basis of Principal's request.

In few cases, university may call the concerned teacher for the verification of record of test, attendance register and assignment.

As the final examinations (for every semester) are conducted by the affiliating University, i.e. Kurukshetra University, the marks are awarded by University-appointed examiners. The entire process being carried out by the Examination Branch of the University which publishes the results.

In case students are not satisfied with



		<p>their marks awarded by the University, they are free to apply for revaluation of the concerned papers (within 15 days after the issue of DMC) and can file RTI application against fee in accordance with the procedures prescribed by the University. The college provides all kinds of assistance to students willing to apply for Revaluation of results. The administrative staff guides the students regarding the submission of relevant documents for the revaluation process.</p> <p>Parents are also provided an opportunity to voice their opinion about examination related grievances of their wards in Parent-Teacher Meeting duly attended not only by all faculty members but also the Principal.</p>	
--	--	---	--

Key Indicator- 2.6 Student Performance and Learning Outcomes (60)

Metric No.		Observations	Recommendations
2.6.1. Q _i M	<i>Programme and course outcomes for all Programmes offered by the institution are stated and displayed on website and communicated to teachers and students.</i>	Link provided on college website https://www.igncollege.ac.in/po-pso-co/	Very Good
2.6.2. Q _i M	<i>Attainment of programme outcomes and course outcomes are evaluated by the institution.</i>	nil -----	On the basis of result, Programme outcomes and course outcomes should be evaluated
2.6.3. Q _n M	<i>Average pass percentage of Students during audit period</i>	Number of students appeared = 328 Number of students passes = 67 Average Pass percentage 28.15	Needs Improvement


Key Indicator- 2.7 Student Satisfaction Survey (60)

Metric No.		Observations	Recommendations
2.7.1. Q _n M	<i>Online student satisfaction survey regarding to teaching learning process. (online survey to be conducted)</i>	Link on website https://www.igncollege.ac.in/feedback-analysis/	Very Good

Criteria 3- Research, Innovations and Extension (120)
Key Indicator 3.1- Resource Mobilization for Research (15)

Metric No.		Observations	Recommendations
3.1.1. Q _n M	<i>Grants received from Government and non-governmental agencies for research projects, endowments, Chairs in the institution during the last five years (INR in Lakhs)</i> 3.1.1.1: Total Grants from Government and non-governmental agencies for research projects, endowments, Chairs in the institution during the audit period (INR in Lakhs)	NIL	Faculty should be motivated for the same
3.1.2. Q _n M	<i>Percentage of teachers recognized as research guides (latest completed academic year)</i>	Nil (In Purview of affiliated University)	---
3.1.3. Q _n M	<i>Percentage of departments having Research projects funded by government and non government agencies during the last five years</i> 3.1.3.1: Number of departments having Research projects funded by government and non-government agencies during the last five years	NIL	Faculty should be motivated for the same


Key Indicator 3.2- Innovation Ecosystem (10)

Metric No.		Observations	Recommendations
3.2.1.Q Q ₁ M	<i>Institution has created an ecosystem for innovations and has initiatives for creation and transfer of knowledge</i>	NIL	Need Improvement
3.2.2. Q _n M	<i>Number of workshops/seminars conducted on Research Methodology, Intellectual Property Rights (IPR) and entrepreneurship during the audit period</i> 3.2.2.1: Total number of workshops/seminars conducted on Research Methodology, Intellectual Property Rights (IPR) and entrepreneurship year wise during last five years	NIL 	workshops/seminars on IPR should be conducted

Key Indicator 3.3- Research Publication and Awards (25)


Metric No.		Observations	Recommendations
3.3.1. Q _n M	<i>Number of Ph.Ds registered per eligible teacher during the last five years</i> How many Ph.Ds registered per eligible teacher within last five years Number of teachers recognized as guides during the last five	NIL (In Purview of affiliated University)	-----
3.3.2. Q _n M	<i>Number of research papers per teachers in the Journals notified on UGC website during the last five years</i>	1	Faculty should be motivated for the same
3.3.3. Q _n M	<i>Number of books and chapters in edited volumes/books published and papers published in national/international conference proceedings per teacher during last five years</i> 3.3.3.1. Total number of books and chapters in edited volumes/books published and papers in national/international conference proceedings year wise during last five years	NIL	Faculty should be motivated for the same

Key Indicators 3.4 – Extension Activities (50)

Metric No.		Observations	Recommendations
3.4.1. Q _i M	<i>Extension activities are carried out in the neighborhood community, sensitizing students to social issues, for their holistic development, and impact thereof during the last five years.</i>	24	Very Good
3.4.2. Q _n M	<i>Number of awards and recognitions received for extension activities from government/ government recognized bodies during the last five years</i> 3.4.2.1. Total number of awards and recognition received for extension activities from Government/ Government recognized bodies year wise during the last five years.	07 	Very Good

3.4.3. Q _n M	<i>Number of extension and outreach Programmes conducted by the institution through NSS/ NCC/ Red Cross/ YRC etc., (including the programmes such as Swachh Bharat, AIDS awareness, Gender issues etc.)and/or those organized in collaboration with industry, community and NGOs during the last five years</i>	19	Very Good
3.4.4. Q _n M	<i>Average percentage of students participating in extension activities at 3.4.3. above during last five years</i> Total number of Students participating in extension activities conducted in collaboration with industry, community and Non-Government Organizations such as Swachh Bharat, AIDs awareness, Gender issue etc. year wise during audit period 3.4.4.2.	Total number of Students =1533 Average =63.88	

Key Indicator - 3.5 Collaboration (20)

Metric No.		Observations	Recommendations
3.5.1. Q _n M	<i>Number of Collaborative activities for research, Faculty exchange, Student exchange/ internship per year</i> 3.5.1.1 Number of Collaborative activities for research, Faculty exchange, Student exchange/ internship year wise during the last five years	NIL	Collaborative activities should be conducted
3.5.2. Q _n M	<i>Number of functional MoUs with institutions, other universities, industries, corporate houses etc. during the last five years</i> 3.5.2.1. Number of functional MoUs with Institutions of national, international importance, other universities, industries, corporate houses etc. year wise during the last five years	1 	Need Improvement


Criterion 4 - Infrastructure and Learning Resources (100)
Key Indicator - 4.1 Physical Facilities (30)

Metric No.		Observations	Recommendations
4.1.1. Q _i M	<i>The Institution has adequate infrastructure and physical facilities for teaching-learning. viz., classrooms, laboratories, computing equipment etc.</i>	Class Room=15, Labs= 10, Auditorium=01, NCC =01, NSS=01, Central Library=01, Examination Section=01, Seminar Hall= 01, Principal Room=01, Administrative Office=01, Governing Body Meeting Room= 01, Staff Room=01, Boys Waiting Room=01, Girls waiting Room= 01, Canteen=01 and all the dept. are equipped with the necessary infrastructure to meet the requirement of academic activities.	Very Good
4.1.2. Q _i M	<i>The Institution has adequate facilities for cultural activities, sports, games (indoor, outdoor), gymnasium, yoga etc.</i>	Culture= Multipurpose Auditorium, Musical Instruments Like Harmonium, Tablas, Dholki, Dhool, Sound System etc. Sports Outdoor Facilities = 400 Mts terek, Cricket Ground with Pitch, Cricket concrete practice pitch, Volleyball Court, Basketball Court, Kabaddi Court. Sports Indoor Facilities = Yoga, Badminton Court, T.T., Taekwondo, Wushu, Karate, Wt. Lifting. etc.	Excellent



4.1.3. Q _n M	Percentage of classrooms and seminar halls with ICT-enabled facilities such as smart class, LMS, etc.	Seminar Hall with ICT Facilities = 2	Improvement required
4.1.4. Q _n M	Average percentage of expenditure, excluding salary for infrastructure augmentation during last five years (INR in Lakhs) 4.1.4.1. Expenditure for infrastructure augmentation, excluding salary year wise during last five years (INR in lakhs)	1,37000/-	Satisfactory

Key Indicator – 4.2 Library as a learning Resource (20)

Metric No.		Observations	Recommendations												
4.2.1. Q _i M	Library is automated using Integrated Library Management System (ILMS)	Fully automation ILMS- KOHA Version=19.5	Excellent												
4.2.2. Q _n M	The institution has subscription for the following e-resources 1. e-journals 2. e-ShodhSindhu 3. Shodhganga Membership 4. e-books 5. Databases 6. Remote access to e-resources Options: A. Any 4 or more of the above B. Any 3 of the above C. Any 2 of the above D. Any 1 of the above E. None of the above	A= First four 	Very Good												
4.2.3. Q _o M	Average annual expenditure for purchase of books/e-books and subscription to journals/e-journals during the last five years (INR in Lakhs) 4.2.3.1 Annual expenditure of purchase of books/e-books and	<table border="1"> <thead> <tr> <th>Year</th> <th>2019-20</th> </tr> </thead> <tbody> <tr> <td>Textbooks</td> <td>94683</td> </tr> <tr> <td>Ref. Books</td> <td>1925</td> </tr> <tr> <td>e Books</td> <td>5900</td> </tr> <tr> <td>Journals</td> <td>14730</td> </tr> <tr> <td>Total</td> <td>117238</td> </tr> </tbody> </table>	Year	2019-20	Textbooks	94683	Ref. Books	1925	e Books	5900	Journals	14730	Total	117238	Good
Year	2019-20														
Textbooks	94683														
Ref. Books	1925														
e Books	5900														
Journals	14730														
Total	117238														

	subscription to journals/e- journals year wise during last five years (INR in Lakhs)		
4.2.4. Q _n M	<i>Percentage per day usage of library by teachers and students (foot falls and login data for online access) (Data for the latest completed academic year)</i>	Students =8543 Staff/Teachers=234 Total= 8777	Very Good

Key Indicator- 4.3 IT Infrastructure (30)

Metric No.		Observations	Recommendations
4.3.1. Q _n M	<i>Institution frequently updates its IT facilities including Wi-Fi</i>	Wi Fi- Library, Computer Lab & Administrative & Principal Office Partially MIS utilization in Office i.e, Accounts, Tally ERP 9, Library KOHA, Fees Management Software, Online Admission (DGHE), Online Examination Form, SMS alert Service, online feedback from stake holders, Wi Fi Upgradation- ERP upgradation, KOHA updated and Computer lab	Very Good
4.3.2. Q _n M	<i>Student – Computer ratio (Data for the latest completed academic year)</i>	No of Students=979 Computers=45 Ratio= 21.75:1	Improvement required



4.3.3. Q _n M	<i>Bandwidth of internet connection in the Institution</i> <i>Options:</i> A. ≥ 50 MBPS B. 30 MBPS – 50 MBPS C. 10 MBPS – 30 MBPS D. 10 MBPS – 05 MBPS E. < 05 MBPS	≥ 50 MBPS/GBPS	Very Good
----------------------------	--	---------------------	-----------


Key Indicator – 4.4 Maintenance of Campus Infrastructure (20)


Metric No.		Observations	Recommendations								
4.4.1 Q _n M	<i>Average percentage of expenditure incurred on maintenance of infrastructure (physical and academic support facilities) excluding salary component during the last five years (INR in Lakhs)</i> 4.4.1.1. Expenditure incurred on maintenance of infrastructure (physical facilities and academic support facilities) excluding salary component year wise during the last five years (INR in lakhs)	<table border="1"> <tr> <td>Year</td> <td>2019-20</td> </tr> <tr> <td>Academic</td> <td>1.82 Lakhs</td> </tr> <tr> <td>Physical</td> <td>7.96 Lakhs</td> </tr> <tr> <td>INR in Lakhs</td> <td>9.78 Lakhs</td> </tr> </table>	Year	2019-20	Academic	1.82 Lakhs	Physical	7.96 Lakhs	INR in Lakhs	9.78 Lakhs	Very Good
Year	2019-20										
Academic	1.82 Lakhs										
Physical	7.96 Lakhs										
INR in Lakhs	9.78 Lakhs										
4.4.2. Q _i M	<i>There are established systems and procedures for maintaining and utilizing physical, academic and support facilities - laboratory, library, sports complex, computers, classrooms etc.</i>	https://www.igncollege.ac.in/iqac/	Very Good								




Criterion 5- Student Support and Progression (130)

Key Indicator- 5.1 Student Support (50)

Metric No.		Observations	Recommendations								
5.1.1 Q _n M	<p><i>Average percentage of students benefited by scholarships and freeships provided by the Government during last five years</i></p> <p>5.1.1.1. Number of students benefited by scholarships and freeships provided by the Government year wise during last five years</p>	<table border="1"> <tr> <td>SC</td> <td>187</td> </tr> <tr> <td>BC</td> <td>201</td> </tr> <tr> <td>Dr. R K</td> <td>2</td> </tr> <tr> <td>Girls</td> <td>480</td> </tr> </table> <p>Total: 870 88.87 %</p>	SC	187	BC	201	Dr. R K	2	Girls	480	Excellent
SC	187										
BC	201										
Dr. R K	2										
Girls	480										
5.1.2. Q _n M	<p><i>Average percentage of students benefitted by scholarships, freeships etc. provided by the institution / non- government agencies during the last five years</i></p> <p>5.1.2.1 Total number of students benefited by scholarships, freeships, etc provided by the institution / non- government agencies year wise during last five years</p>	<p>23</p> <p>2.35 %</p>	Improvement required								
5.1.3. Q _n M	<p><i>Capacity building and skills enhancement initiatives taken by the institution include the following</i></p> <ol style="list-style-type: none"> 1. Soft skills 2. Language and communication skills 3. Life skills (Yoga, physical fitness, health and hygiene) 4. ICT/computing skills <p>Options:</p> <ol style="list-style-type: none"> A. All of the above B. Any 3 of the above C. Any 2 of the above D. Any 1 of the above E. None of the above 	<p>Mentoring Only</p> <p>979</p> <p>100 %</p> 	Capacity building and skills enhancement Certificate courses should be start								

<p>5.1.4. Q_nM</p>	<p><i>Average percentage of students benefitted by guidance for competitive examinations and career counselling offered by the Institution during the last five years</i></p> <p>5.1.4.1. Number of students benefitted by guidance for competitive examinations and career counselling offered by the institution year wise during last five years</p>	<p>267 27.27 % OR 100 % (If consider Final Year Students only)</p>	<p>Need Improvement</p>
<p>5.1.5. Q_nM</p>	<p><i>The Institution has a transparent mechanism for timely redressal of student grievances including sexual harassment and ragging cases</i></p> <ol style="list-style-type: none"> 1. Implementation of guidelines of statutory/regulatory bodies 2. Organisation wide awareness and undertakings on policies with zero tolerance 3. Mechanisms for submission of online/offline students' grievances 4. Timely redressal of the grievances through appropriate committees <p>Options:</p> <ol style="list-style-type: none"> A. All of the above B. Any 3 of the above C. Any 2 of the above D. Any 1 of the above E. None of the above <p>Data Requirement: Upload the grievance redressal policy document with reference to prevention of sexual harassment committee and anti ragging committee, constitution of various committees for addressing the issues, minutes of the meetings of the committees, number of cases received and redressed.</p>	<p>41</p> 	<p>Good</p>

Key Indicator- 5.2 Student Progression (25)

Metric No.		Observations	Recommendations
5.2.1 Q _n M	<i>Average percentage of placement of outgoing students during the audit period</i> 5.2.1.1: Number of outgoing students placed year wise during the last five years	NIL	Need Improvement
5.2.2. Q _n M	<i>Average percentage of students progressing to higher education during the last five years</i>	55 23.11 %	Need Improvement
5.2.3. Q _n M	<i>Average percentage of students qualifying in state/national/international level examinations during the last five years (eg: JAM/ NET/SLET/GATE/ GMAT/CAT/GRE/ TOEFL/ Civil Services/State government examinations, etc.)</i> 5.2.3.1. Number of students qualifying in state/ national/ international level examinations (eg: JAM/ NET/ SLET/ GATE/ GMAT/CAT/GRE/ TOEFL/ Civil Services/ State government examinations, etc.) year wise during last five years 5.2.3.2. Number of students appearing in state/ national/ international level examinations (eg: JAM/ NET / SLET/ GATE/ GMAT/CAT,GRE/ TOFEL/ Civil Services/ State government examinations) year wise during last five years	NIL 	Need Improvement

Key Indicator- 5.3 Student Participation and Activities (45)

Metric No.		Observations	Recommendations
5.3.1 Q _n M	<i>Number of awards/medals for outstanding performance in sports/cultural activities at university/state/national / international level (award for a team event should be counted as one) during the audit period.</i> 5.3.1.1: Number of awards/medals for outstanding performance in sports/cultural activities at	03 + 03	Satisfactory

	university/state/national / international level (award for a team event should be counted as one) year wise during the last five years.		
5.3.2 Q ₁ M	<p><i>Institution facilitates students' representation and engagement in various administrative, co-curricular and extracurricular activities following duly established processes and norms (student council, students representation on various bodies)</i></p> <p>Describe the students' representation and engagement in various administrative, co-curricular and extracurricular activities within a maximum of 500 words</p> <p>File Description</p> <ul style="list-style-type: none"> • Paste link for additional information • Upload any additional information 	Students were given representation in various committees and their suggestions were incorporated in the concerned activities	Good
5.3.3. Q _n M	<p><i>Average number of sports and cultural events/competitions in which students of the Institution participated during last five years (organized by the institution/other institutions)</i></p> <p>5.3.3.1. Number of sports and cultural events/competitions in which students of the Institution participated year wise during last five years</p>	25	Very Good




Key Indicator- 5.4 Alumni Engagement (10)

Metric No.		Observations	Recommendations
5.4.1 Q _i M	<i>There is a registered Alumni Association that contributes significantly to the development of the institution through financial and/or other support services</i>	NO	Alumni Associated should be registered
5.4.2 Q _n M	<i>Alumni contribution during the last five years (INR in Lakhs)</i> Options: A. ≥ 5 Lakhs B. 4 Lakhs - 5 Lakhs C. 3 Lakhs - 4 Lakhs Opt one D. 1 Lakhs - 3 Lakhs E. <1 Lakhs	1,31,600.00	Need Improvement



Criterion 6- Governance, Leadership and Management (100)
Key Indicator- 6.1 Institutional Vision and Leadership (10)

Metric No.		Observations	Recommendations
6.1.1 Q ₁ M	<i>The governance of the institution is reflective of and in tune with the vision and mission of the institution</i>	<p>The Vision of the institution is to provide quality education to all especially to those from the less privileged and rural backgrounds and to build a community of individuals who are responsible citizens. With limited resources and infrastructure, the college is striving continuously towards achieving this goal.</p> <p>In brief, The mission of the institute is to provide a healthy, physical, mental and emotional environment to the students to help them to develop fully and grow into perfect human being.</p> <p>The governance of the institution translates its mission and vision statement into its activity by constantly evaluating and upgrading its academic programs; focusing on imparting of life skills to students; personality development programmes for students and teachers; strengthening co-curricular activities through NCC, NSS, Sports, Cultural and Social activities.</p>	Excellent
6.1.2 Q ₁ M	<i>The effective leadership is visible in various institutional practices such as decentralization and participative management</i>	<p>The college promotes participative management. The participative management consists of President, Secretary, Treasurer and members of the college committee, the Principal, HODs of departments, teaching and non-teaching staff members, students' council, office bearers, class representatives and members of academic council. In our college, there is a culture of participative management as separate committees are formed for different activities e.g. Exams, Seminars, workshops, Annual Athletic meet, Talent show, Founders' day celebration, Convocation, Alumni Meet, various competitions, extension lectures, and</p>	<p>Very Good</p> 

		other events. These committees consist of Teaching Staff & Non-Teaching Staff.	
--	--	--	--

Key Indicator- 6.2 Strategy Development and Deployment (10)

Metric No.		Observations	Recommendations
6.2.1 Q ₁ M	<i>The institutional Strategic/ perspective plan is effectively deployed</i>	The college follows the academic calendar of Kurukshetra University. The institution has developed a structured and effective implementation of the curriculum. Based on the University calendar, the college plans its various activities of different departments and cells, which are followed by each department and cell respectively. Principal holds a meeting at the beginning of the academic year to finalize the plan of action for transacting the curriculum with the help of lesson plan and formulating guidelines for various activities.	Very Good; it is better to display Strategic/ perspective plan on the college website
6.2.2 Q ₁ M	<i>The functioning of the institutional bodies is effective and efficient as visible from policies, administrative setup, appointment and service rules, procedures, etc.</i>	The institution as effective and efficient administrative setup. Following the culture of participative management, the Governing Body decides all the development activities of the college, introduction of new academic programs, taking policy decision and faculty recruitment. Enforcing the decision of the Governing Body, the college Principal constitutes the Advisory Committee, Administrative Committees and Activity Committees that consist of Teaching Staff, Non-Teaching Staff and student representatives. As per the directions of the Principal and Advisory committee, the administrative body takes decision and plan for all academic and administrative activities.	Very Good
6.2.3. Q _n M	<i>Implementation of e-governance in areas of operation</i> 1. Administration 2. Finance and Accounts 3. Student Admission and Support	Response: A. All of the above The college uses various software programmes such as: Online Admission System—ERP created by Deptt. of Higher Education, Haryana; Online Examination Form—created by Kurukshetra	Good




	<p>4. Examination Options:</p> <p>A. All of the above B. Any 3 of the above C. Any 2 of the above D. Any 1 of the above E. None of the above</p>	<p>University Kurukshetra: Fee Management Software—Software Solution Provider, Yamunanagar: KOHA—Open Source for Library Management System and Tally ERP 9.0 etc. to execute its various tasks like fee collection, online filling up of examination forms, generation of admit cards for examination, online submission of internal assessment of students, managing college accounts and SMS alert services etc.</p>	
--	--	--	--

Key Indicator- 6.3 Faculty Empowerment Strategies (30)

Metric No.		Observations	Recommendations
6.3.1 QIM	<p><i>The institution has effective welfare measures for teaching and non-teaching staff</i></p>	<p>Teaching staff may attend faculty development programmes such as Orientation Course, Refresher Course, Seminars, Conferences and Workshops as per their requirements.</p> <p>Duty leave for the staff members to participate in seminar, workshop and to act as examiner and resource person.</p> <p>Institution provides financial incentives for attending seminars/workshops/conferences.</p> <p>The institution encourages the faculty to pursue the Ph.D programme. For completion of Ph.D, teachers are provided teacher fellowship along with their salary incentives.</p> <p>Internet service, research and library facilities freely available to the staff members.</p> <p>Incentives for Ph.D and SET / NET qualified staff as per KUK and DGHE rules.</p> <p>All leave facilities are as per government rules and regulations.</p> <p>P.F and gratuity benefits to all staff.</p> <p>Free transport facility for the staff.</p> <p>Free uniforms to Class IV employees.</p>	<p align="center">Very Good</p>





6.3.2 Q _n M	<p><i>Average percentage of teachers provided with financial support to attend conferences/workshops and towards membership fee of professional bodies during the last five years</i></p> <p>6.3.2.1. Number of teachers provided with financial support to attend conferences/workshops and towards membership fee of professional bodies year wise during the last five years</p>				Improvement required								
6.3.3 Q _n M	<p><i>Average number of professional development /administrative training programs organized by the institution for teaching and non teaching staff during the last five years</i></p> <p>6.3.3.1. Total number of professional development /administrative training Programmes organized by the institution for teaching and non teaching staff year wise during the last five years</p>	<table border="1"> <thead> <tr> <th>Programme</th> <th>Topic</th> <th>No.</th> </tr> </thead> <tbody> <tr> <td>Professional development training</td> <td>Research Methodology in collaboration with mentor S.D. College for teaching staff 25-06-2020</td> <td>18</td> </tr> <tr> <td>administrative training Programmes</td> <td>Five days administrative training on data management using collaboration tools under paramrsh 15-06-2020 to 19-06-2020</td> <td>09</td> </tr> </tbody> </table>	Programme	Topic	No.	Professional development training	Research Methodology in collaboration with mentor S.D. College for teaching staff 25-06-2020	18	administrative training Programmes	Five days administrative training on data management using collaboration tools under paramrsh 15-06-2020 to 19-06-2020	09		Satisfactory
Programme	Topic	No.											
Professional development training	Research Methodology in collaboration with mentor S.D. College for teaching staff 25-06-2020	18											
administrative training Programmes	Five days administrative training on data management using collaboration tools under paramrsh 15-06-2020 to 19-06-2020	09											
6.3.4 Q _n M	<p><i>Average percentage of teachers undergoing online/ face-to-face Faculty Development Programmes (FDP) during the last five years</i></p> <p><i>(Professional Development Programmes, Orientation / Induction Programmes, Refresher Course, Short Term Course etc.)</i></p> <p>6.3.4.1. Total number of teachers attending professional development Programmes viz., Orientation / Induction Programme, Refresher Course, Short Term Course year wise during the last five years</p>	<table border="1"> <thead> <tr> <th>Course</th> <th>Number</th> </tr> </thead> <tbody> <tr> <td>FDP</td> <td>18</td> </tr> <tr> <td>Short term</td> <td>08</td> </tr> <tr> <td>Webinar series</td> <td>02</td> </tr> </tbody> </table>	Course	Number	FDP	18	Short term	08	Webinar series	02		Very Good	
Course	Number												
FDP	18												
Short term	08												
Webinar series	02												

6.3.5 Q _i M	<i>Institutions Performance Appraisal System for teaching and non-teaching staff</i>	<p>The effectiveness and efficiency in the performance of appraisal system has been brought out in the quality output of academic programmes of the institution.</p> <p>ACR, submitted by the staff members annually, is verified by the Principal and counter signed by the President of Governing Body. ACR of The Principal is verified by the President of Governing Body. If there is any negative remark, the concerned person is timely intimated about it. The performance in teaching and learning process of staff and evaluation is done in this process.</p> <p>After receiving the outcome of performance appraisal report of the staff by Management, the appraisal reports are analyzed and the strength and weakness of faculty is identified. Adequate measures are taken to improve quality of teaching learning process.</p> <p>The performance appraisal system proves to bring out qualitative output in academic performance of the Institution.</p>	Very Good
---------------------------	--	--	-----------

Key Indicator- 6.4 Financial Management and Resource Mobilization (20)

Metric No.		Observations	Recommendations
6.4.1 Q _i M	<i>Institution conducts internal and external financial audits regularly</i>	<p>Our Institution conducts internal and external financial audits. The internal financial audit is carried out in the financial year by the Chartered Accountant. It includes the auditing of all funds like amalgamated funds, self financing funds, other college funds and disbursement made during the year. The external audit is carried out by DGHE, Haryana. The Director General Higher Education, Haryana conducts audit of salary, pension and scholarship head of SC and BC students. The affiliating university KUK carries out a comprehensive audit of the amalgamated fund. Our college has a grant-in-aid under category of 12B and</p>	Very Good



		2F of University Grants Commission. We receive various grants under the schemes of UGC and we send utilization certificates of these grants to UGC for their consideration.																
6.4.2 Q _n M	<p><i>Funds / Grants received from non-government bodies, individuals, philanthropers during the last five years (not covered in Criterion III)</i></p> <p>6.4.2.1: Total Grants received from non-government bodies, individuals, Philanthropers year wise during the last five years (INR in Lakhs)</p>	<table border="1"> <thead> <tr> <th>Name of the non government funding agencies/ individuals</th> <th>Funds/ Grants received in Rs.</th> </tr> </thead> <tbody> <tr> <td>Management</td> <td>24,78,729</td> </tr> <tr> <td>Late Dr. M.S. Mann Scholarship</td> <td>9645/-</td> </tr> <tr> <td>Sh. Bakshi Ram Garg Scholarship</td> <td>9638/-</td> </tr> <tr> <td>Smt. Savitri Devi Scholarship</td> <td>4820/-</td> </tr> <tr> <td>Dr. Radha Krishan Foundation Scholarship</td> <td>7500/-</td> </tr> <tr> <td>Total corpus fund generated</td> <td>1917166.00</td> </tr> </tbody> </table>	Name of the non government funding agencies/ individuals	Funds/ Grants received in Rs.	Management	24,78,729	Late Dr. M.S. Mann Scholarship	9645/-	Sh. Bakshi Ram Garg Scholarship	9638/-	Smt. Savitri Devi Scholarship	4820/-	Dr. Radha Krishan Foundation Scholarship	7500/-	Total corpus fund generated	1917166.00		
Name of the non government funding agencies/ individuals	Funds/ Grants received in Rs.																	
Management	24,78,729																	
Late Dr. M.S. Mann Scholarship	9645/-																	
Sh. Bakshi Ram Garg Scholarship	9638/-																	
Smt. Savitri Devi Scholarship	4820/-																	
Dr. Radha Krishan Foundation Scholarship	7500/-																	
Total corpus fund generated	1917166.00																	
6.4.3 Q _i M	<p><i>Institutional strategies for mobilisation of funds and the optimal utilisation of resources</i></p> 	<p>The major source of funds for the college is DGHE, Haryana provided in the form of Salary and Pension of Staff members employed under Grant- in-Aid. To organize seminars, conferences, workshops, symposia and cultural activities etc. grants are received from UGC, Affiliating University, Academies and DGHE, Haryana. SC and BC students receive post-matric scholarship from the government under DBT scheme. The affiliating University also provides funds for scholarship to meritorious students under Radha Krishnan Scholarship scheme. The college also manages to receive grants and donations from organization and individuals in cash and non-cash forms. Philanthropists also donate funds to the college to provide scholarship to the students on merit cum means basis for their educational upliftment. Optimum utilization and mobilization is ensured through proper planning and by adopting appropriate procedures. Utilization certificates are sent through internal and external audits</p>		Very Good														

Key Indicator- 6.5 Internal Quality Assurance System (30)

Metric No.		Observations	Recommendations
6.5.1 Q ₁ M	<i>Internal Quality Assurance Cell (IQAC) has contributed significantly for institutionalizing the quality assurance strategies and processes</i>	<p>IQAC functions for quality enhancement of the institution and institutionalization of best practices</p> <p>Some of the Major contribution by IQAC:</p> <p>Academic Audit is done through IQAC</p> <p>Use and enrichment of ICT infrastructure</p> <p>Preparation of long term perspective plan for the growth and development of the college</p> <p>Quality enhancement in Teaching learning, Curricular and co-curricular activities</p> <p>Encourages faculty for Extension and outreach activities, MoUs etc.</p>	Very Good
6.5.2 Q ₁ M	<p><i>The institution reviews its teaching learning process, structures & methodologies of operations and learning outcomes at periodic intervals through IQAC set up as per norms and recorded the incremental improvement in various activities</i></p> <p><i>(For first cycle - Incremental improvements made for the preceding five years with regard to quality</i></p> <p><i>For second and subsequent cycles - Incremental improvements made for the preceding five years with regard to quality and post accreditation quality initiatives)</i></p>	<p>Review on Teaching Learning Process</p> <p>Academic Calendar</p> <p>Preparation of lesson plan for each Semester</p> <p>Academic Record of Students' learning outcomes such as</p> <p>Regular class tests and interactions</p> <p>Midterm and continuous evaluation comprising of internal tests, assignments, group discussions, and seminar presentations.</p> <p>Semester system of examination for all courses</p> <p>Timely Redressal of students' grievances.</p> <p>Extra classes for weak students to solve their problems.</p> <p>Effective internal examination and evaluation systems</p> <p>Use and enrichment of ICT infrastructure</p> <p>Review of Structures and Methodologies of Operations</p> <p>Feedback from Students, Parents and Alumni</p> <p>Self Appraisal of Teaching & Non-Teaching Staff</p> <p>Review on Learning Outcomes</p> <p>Result Analysis - Final Year</p> <p>Result Analysis - Semester Wise</p>	Very Good





<p>6.5.3</p> <p>Q.M</p>	<p>Quality assurance initiatives of the institution include:</p> <ol style="list-style-type: none"> 1. Regular meeting of Internal Quality Assurance Cell (IQAC); Feedback collected, analysed and used for improvements 2. Collaborative quality initiatives with other institution(s) 3. Participation in NIRF 4. any other quality audit recognized by state, national or international agencies (ISO Certification, NBA) <p>Options:</p> <ol style="list-style-type: none"> A. All of the above B. Any 3 of the above C. Any 2 of the above D. Any 1 of the above E. None of the above <p>Data Requirement for last five years: (As per Data Template)</p> <p>Quality initiatives</p> <ul style="list-style-type: none"> • AQARs prepared/ submitted • Collaborative quality initiatives with other institution(s) • Participation in NIRF • Any other quality audit recognized by state, national or international agencies (ISO Certification, NBA) 	<p>Regular meeting of Internal Quality Assurance Cell (IQAC); Feedback collected, analysed and used for improvements</p> <p>Collaborative quality initiatives with other institution(s)</p> <p>Participation in NIRF</p>	<p>Very Good</p>
-------------------------	---	--	------------------




Criterion VII – Institutional Values and Best Practices (100)

Key Indicator - 7.1 Institutional Values and Social Responsibilities (50)


Metric No.		Observations	Recommendations
	Gender Equity		
7.1.1 QIM	<p><i>Measures initiated by the Institution for the promotion of gender equity during the last five years.</i></p> <p><i>Provide Web link to:</i></p> <ul style="list-style-type: none"> • Annual gender sensitization action plan • Specific facilities provided for women in terms of: <ol style="list-style-type: none"> a) Safety and security b) Counseling c) Common Rooms d) Day care center for young children e) Any other relevant information 	<p>Gender sensitization action plan: https://www.igncollege.ac.in/gender-policy/</p> <ol style="list-style-type: none"> a) Yes b) Yes c) Yes d) No e) No 	Good
	Environmental Consciousness and Sustainability		
7.1.2 Q _n M	<p><i>The Institution has facilities for alternate sources of energy and energy conservation measures</i></p> <ol style="list-style-type: none"> 1. Solar energy 2. Biogas plant 3. Wheeling to the Grid 4. Sensor-based energy conservation 5. Use of LED bulbs/ power efficient equipment <p>Options:</p> <ol style="list-style-type: none"> A. 4 or All of the above B. Any 3 of the above C. Any 2 of the above D. Any 1 of the above E. None of the above 	<p align="center">5</p> <ol style="list-style-type: none"> 1. No 2. No 3. No 4. No 5. Yes <p>D. 1 of the above</p>	<p>Need Improvement</p> 

<p>7.1.3 Q_nM</p>	<p><i>Describe the facilities in the Institution for the management of the following types of degradable and non-degradable waste (within 500 words)</i></p> <ul style="list-style-type: none"> • Solid waste management • Liquid waste management • Biomedical waste management • E-waste management • Waste recycling system • Hazardous chemicals and radioactive waste management 	<p>1. Yes 2. No 3. No 4. No 5. Yes 6. No</p>	<p>Need Improvement</p>
<p>7.1.4 Q_nM</p>	<p><i>Water conservation facilities available in the Institution:</i></p> <p>Rain water harvesting Borewell /Open well recharge Construction of tanks and bunds Waste water recycling Maintenance of water bodies and distribution system in the campus</p> <p>Options: A. Any 4 or all of the above B. Any 3 of the above C. Any 2 of the above D. Any 1 of the above E. None of the above</p>	<p>1. Yes 2. Yes 3. No 4. No 5. No</p> <p>C. 2 of the above</p>	<p>Satisfactory</p>
<p>7.1.5 Q_nM</p>	<p><i>Green campus initiatives include (4)</i></p> <p>7.1.5.1. The institutional initiatives for greening the campus are as follows:</p> <ol style="list-style-type: none"> 1. Restricted entry of automobiles 2. Use of Bicycles/ Battery powered vehicles 3. Pedestrian Friendly pathways 4. Ban on use of Plastic 5. landscaping with trees and plants <p>Options: A. Any 4 or All of the above B. Any 3 of the above C. Any 2 of the above D. Any 1 of the above E. None of the above</p>	<p>1) Yes 2) Yes 3) Yes 4) Yes 5) Yes</p> <p>A. All of the above</p> 	<p>Excellent</p>

<p>7.1.6 QnM</p>	<p>Quality audits on environment and energy are regularly undertaken by the institution 7.1.6.1. The institutional environment and energy initiatives are confirmed through the following</p> <ol style="list-style-type: none"> 1.Green audit 2. Energy audit 3.Environment audit 4.Clean and green campus recognitions/awards 5. Beyond the campus environmental promotional activities <p>Options: A. Any 4 or all of the above B. Any 3 of the above C. Any 2 of the above D. Any 1 of the above E. None of the above</p>	<ol style="list-style-type: none"> 1.Green audit: No 2. Energy audit: No 3. Environment audit: No 4. Clean and green campus recognitions/ Awards: No 5. Beyond the campus environmental promotional activities: Yes <p>In Seven Days Special Camp from 23-12-2019 to 29-12-2019, the NSS volunteers organized an awareness Rally in Bakali Village and created awareness about the following issues:</p> <ul style="list-style-type: none"> • Say No To Single Use Plastic. • Do Not Burn Crop Residue. • An awareness talk was delivered by Dr. Krishan Ram Assistant Professor in Sanskrit on the topic of 'VADIK SANSKRITI ME PARYAVARAN' <p>D. 1 of the above</p>	<p>Needs to be done</p>
<p>7.1.7 QnM</p>	<p>The Institution has disabled-friendly, barrier free environment</p> <ol style="list-style-type: none"> 1. Built environment with ramps/lifts for easy access to classrooms. 2. Disabled-friendly washrooms 3. Signage including tactile path, lights, display boards and signposts 4. Assistive technology and facilities for persons with disabilities (<i>Divyangjan</i>) accessible website, screen-reading software, mechanized equipment 5. Provision for enquiry and information : Human assistance, reader, scribe, soft copies of reading material, screen reading <p>Options: A. Any 4 or all of the above B. Any 3 of the above C. Any 2 of the above D. Any 1 of the above E. None of the above</p>	<ol style="list-style-type: none"> 1. No 2. No 3. No 4. No 5. No <p>E. None of the above</p>	<p>Attention should be made</p> 

	<i>Inclusion and Situatedness</i>		
7.1.8 Q _i M	<i>Describe the Institutional efforts/initiatives in providing an inclusive environment i.e., tolerance and harmony towards cultural, regional, linguistic, communal socioeconomic and other diversities (within 500 words).</i>	Various sports and cultural activities are organized; Talent hunt competition, Sports Meet, NSS Camp and celebration of various festivals were organized without considering cast ,gender, regional, financial and social background of the students	Good
	<i>Human Values and Professional Ethics</i>		
7.1.9 Q _i M	<i>Sensitization of students and employees of the Institution to the constitutional obligations: values, rights, duties and responsibilities of citizens</i>	<ol style="list-style-type: none"> 1. An awareness program on 'Fundamental Duties' was organized on 11-01-2020 as per instructions of Dr. Kavita Kamboj, C.J.M., District Legal Services Authority, Kurukshetra. Advocates Vaibhav Sharma and Divya Chugh enlightened the students about their Fundamental Duties and Responsibilities through their address. 2. Voters' Day was celebrated to aware the students about their voting rights on 25-01-2020. 3. 30 NCC cadets of the college participated in a cycle rally on 01-02-2020 in New Grain Market, Ladwa to create awareness about the issues: Beti Bacho Beti Padhao, Road Safety and abstinence from Drug Addiction. 4. Legal literacy Cell organized a lecture in the college on "Women Law and Society" in collaboration with Bharat College of Law 	Good



<p>7.1.10 Q_nM</p>	<p><i>The Institution has a prescribed code of conduct for students, teachers, administrators and other staff and conducts periodic programmes in this regard.</i></p> <p>The Code of Conduct is displayed on the website</p> <ol style="list-style-type: none"> 1. There is a committee to monitor adherence to the Code of Conduct 2. Institution organizes professional ethics programmes for students, teachers, administrators and other staff 3. Annual awareness programmes on Code of Conduct are organized <p>Options:</p> <ol style="list-style-type: none"> A. All of the above B. Any 3 of the above C. Any 2 of the above D. Any 1 of the above E. None of the above 	<p>The college Prospectus is annually printed for the students in which all type of instructions, rules, dates, fee structure, available courses, information regarding other activities, etc. are published in detail. The review and revision of the prospectus is done in accordance with the directives of Haryana Govt. and Kurukshetra University Kurukshetra.</p> <ol style="list-style-type: none"> 1. Yes (Discipline Committee) 2. Yes (Orientation Programme for Freshers) 3. Yes <p>C. 2 of the above</p>	<p>Very Good</p>
<p>7.1.11 Q_iM</p>	<p><i>Institution celebrates / organizes national and international commemorative days, events and festivals</i></p>	<ol style="list-style-type: none"> 1. The college celebrated the teachers' day on 5-9-2019. On this occasion a tree plantation was done by the teachers and students 2. The college celebrated the birth anniversary of Sardar Vallabh Bhai Patel by organizing 'Run for Unity' and commemorated the Death Anniversary of Smt. Indira Gandhi, Ex Prime Minister of India on 31-10-2019. 3. The college celebrated the Birth anniversary of Smt. Indira Gandhi on 19-11-2019. 4. The college celebrated 46th foundation day of college on 24-01-2020. On this occasion 22nd Blood Donation Camp was organized. 5. The college celebrated Voters' Day on 25-01-2020 to create awareness among the students about their voting rights. 	<p>Good</p> 

Key Indicator - 7.2 Best Practices (30)

Metric No.		Observations	Recommendations
7.2.1 Q1M	Describe two best practices successfully implemented by the Institution as per NAAC format provided in the Manual.	Best Practice I: Women Empowerment Best Practice II: Value inculcation and Environmental Protection Initiatives (Details enclosed in AQAR)	Good

Key Indicator - 7.3 Institutional Distinctiveness (20)

Metric No.		Observations	Recommendations
7.3.1 Q1M	<i>Portray the performance of the Institution in one area distinctive to its priority and thrust within 1000 words</i>	I.G.N. College, Ladwa conducts regular sports activities which are the most outstanding and esteemed events conducted by the college. (Details enclosed in AQAR)	Good

Remarks:

Date of Audit: 14th August, 2021

Name and Designation of Audit Member-1:
Dr. Rajinder Singh, Principal,
Sanatan Dharma College, Ambala Cantt.

Signature:

Rajinder Singh
Principal (14.08.2021)
Sanatan Dharma College,
Ambala Cantt.

Name and Designation of Audit Member-2:
Dr. Ashok Choudhary, Principal,
Markanda National College, Shahabad (M.)

Signature:

Ashok Choudhary
14.8.2021
Principal
Markanda National College
Shahabad Markanda

Name and Designation of Audit Member-3:
Prof. Tajinder Sharma, Chairperson,
Commerce Department, Kurukshetra University,
Kurukshetra

Signature:

Tajinder Sharma
14/8/21

R. Bansal
Offg. Principal
Indira Gandhi National College
LADWA Distt. Kurukshetra

R. Bansal
Convener, IQAC
Indira Gandhi National College
Ladwa-136132 Distt. Kurukshetra